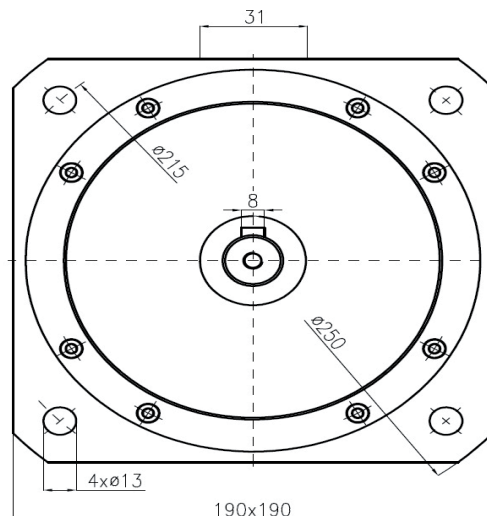
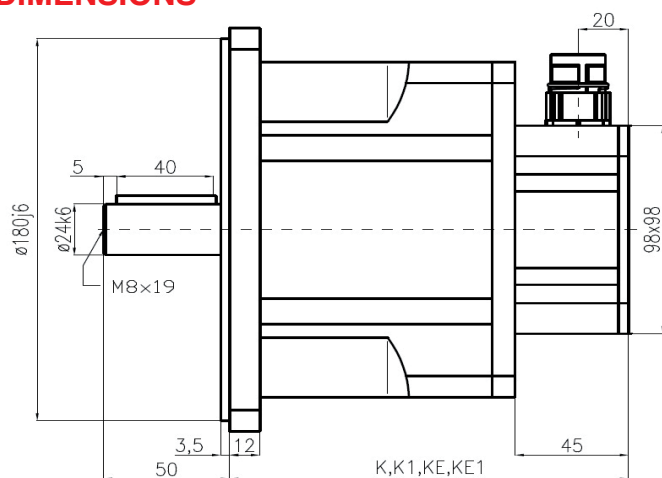


SERVOMOTORS SMXN6

18-44 Nm

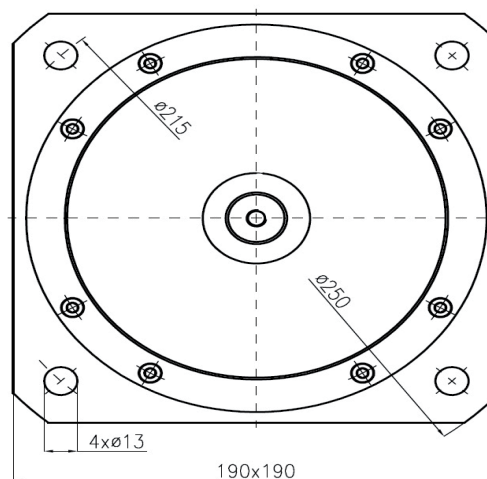
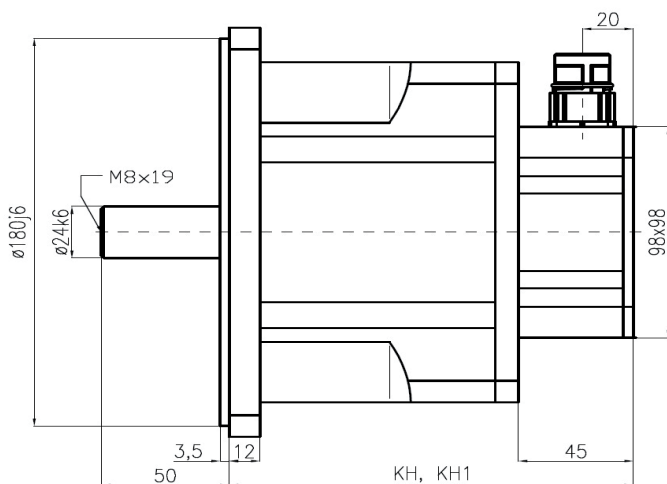
DIMENSIONS



| Type | K (Resolver) | K1 (Resolver+brake) | KE (EnDAT) | KE1 (EnDAT+brake) |
|------------|--------------|---------------------|------------|-------------------|
| SMXN6-1800 | 158 mm | 222 mm | 178 mm | 242 mm |
| SMXN6-2400 | 183 mm | 247 mm | 203 mm | 267 mm |
| SMXN6-3000 | 208 mm | 272 mm | 228 mm | 292 mm |
| SMXN6-3800 | 233 mm | 297 mm | 253 mm | 317 mm |
| SMXN6-4400 | 258 mm | 322 mm | 278 mm | 342 mm |

Length of motor with Hiperface sensor is the same like length of motor with EnDat sensor. In some types of motor can be smaller.

Servomotors with one integrated connector



| Type | KH (DSL) | KH1 (DSL+brake) |
|------------|----------|-----------------|
| SMXN6-1800 | 158 mm | 222 mm |
| SMXN6-2400 | 183 mm | 247 mm |
| SMXN6-3000 | 208 mm | 272 mm |
| SMXN6-3800 | 233 mm | 297 mm |
| SMXN6-4400 | 258 mm | 322 mm |

On request we can send you the technical parameters of the motors designed for different DC-Voltages or speed/torque characteristics. Other adaptations and modifications are possible.